

ESB Group

Region	Europe
Country	Ireland
Questionnaire	Electric utilities
Activity Group	Thermal power generation

The CDP Score Report allows companies to understand their score and indicate which categories require attention in order to reach higher levels. This enables companies to progress towards environmental stewardship through benchmarking and comparison with peers, in order to continuously improve their climate governance. Investors will additionally receive a copy of the CDP Score Report upon request. For further feedback please contact your account manager of your key CDP contact.

Your CDP score



Average performance

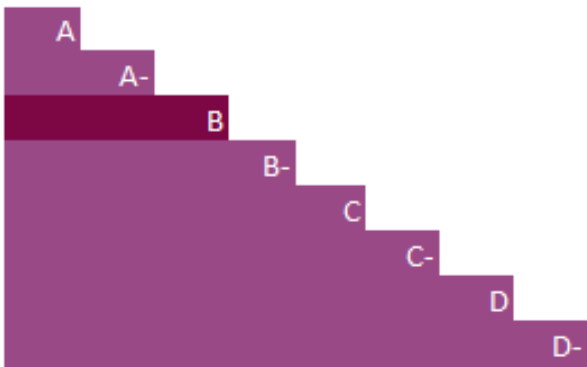


Thermal power generation

Europe

Global Average

UNDERSTANDING YOUR SCORE REPORT



ESB Group received a B which is in the Management band. This is higher than the Europe regional average of C, and same as the Thermal power generation sector average of B.

- Leadership (A/A-):** Implementing current best practices
- Management (B/B-):** Taking coordinated action on climate issues
- Awareness (C/C-):** Knowledge of impacts on, and of, climate issues
- Disclosure (D/D-):** Transparent about climate issues

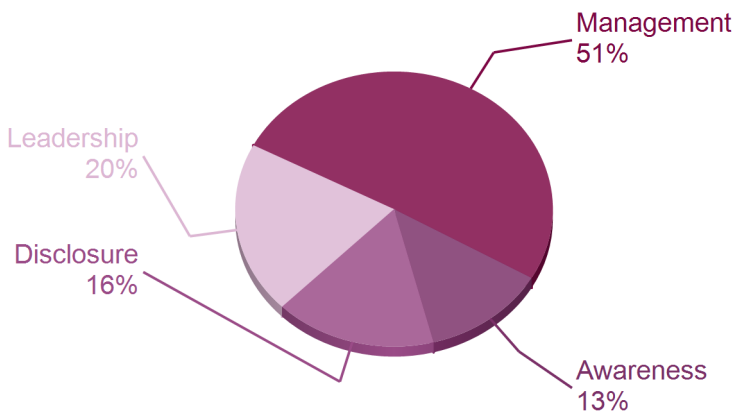
ACTIVITY GROUP PERFORMANCE

Thermal power generation

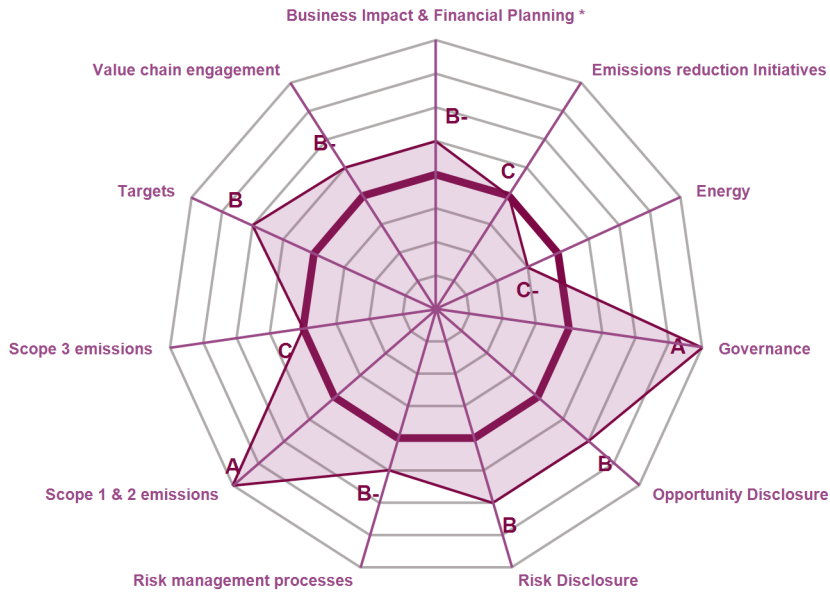
Your company is amongst 51% of companies that reached Management level in your Activity Group

A sample of A-list companies from your Activity Group:

Centrica
ENEL SpA
ENGIE
Vattenfall Group
Ørsted

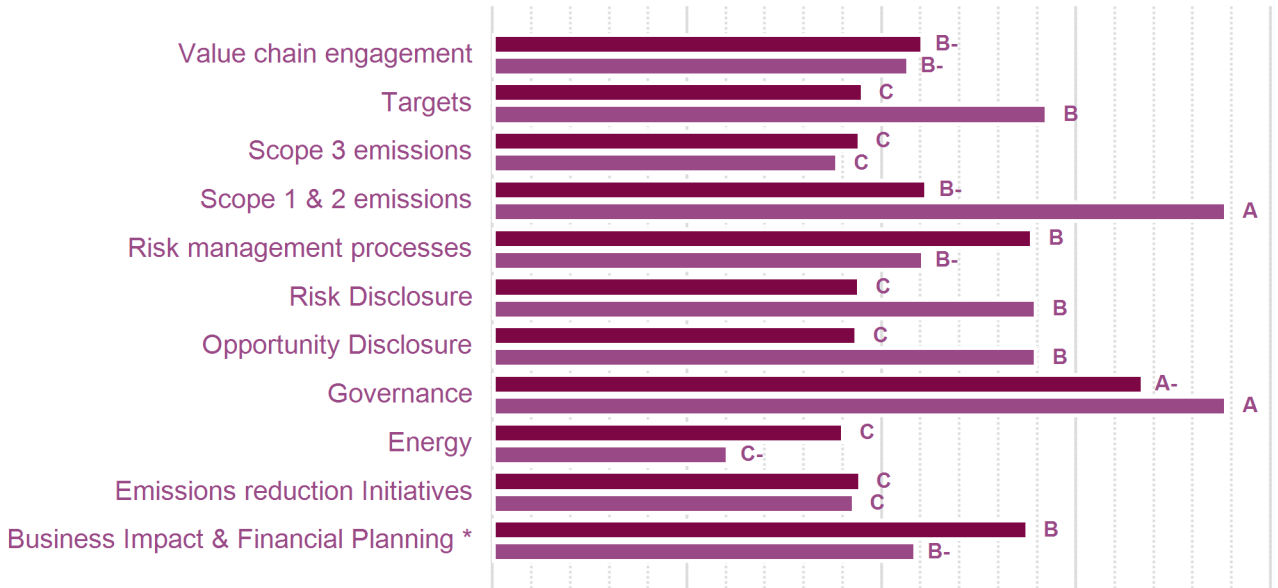


CATEGORY SCORES



If a company scored C or below, they will not have been scored for management or leadership points (the dark purple line represents this). Please download the ['CDP Scoring Introduction'](#) for more information.

CATEGORY SCORES BENCHMARKING



Scenario analysis Yes, qualitative and quantitative

Each category score in the bar chart represents the progression within each scoring level. The Introduction and Verification categories have not been included for category score breakdown as they are not scored at Management and Leadership levels.

Scoring categories are groupings of questions and are subgroups of the 2019 questionnaire. Weightings are applied to scoring to reflect the relative importance of each category to progress climate stewardship. The weighting applied to each category varies across sectors to highlight the areas most important to environmental stewardship in specific sectors. To find out more about category weightings for each sector, please download the ['CDP Scoring Categories and Weighting'](#) documents.

*Please note, if your company has not been presented with questions C2.5 and C2.6 then the category score for Business Impact and Financial Planning will be displayed as zero. Please check your submitted response for further information.